



BRIGHT IDEAS



K8000 SE

VIBRANT COLOR REPRODUCTION

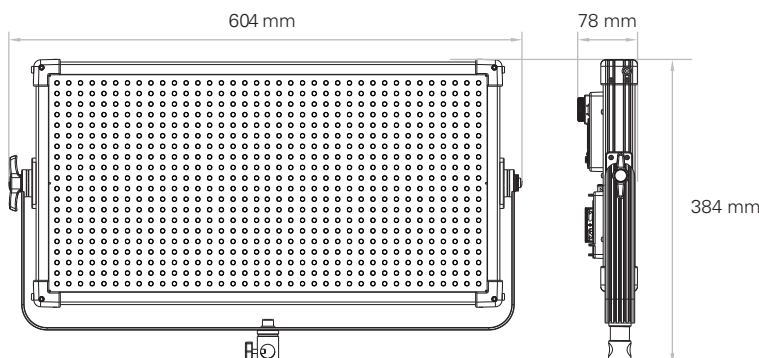
With a TLCI of up to 99 (97±2) and a CRI of up to 97 (95±2), the SE fixtures raise the color reproduction to new heights, representing colors truthfully, neutral and vibrant.

INCREASED BRIGHTNESS

An advanced design results in even more brightness than previous generations could achieve. Yet also the new Special Editions maintain a wide beam angle to not sacrifice softness for brightness.

NEW ATTACHMENT SYSTEM

Incorporating the new F&V attachment system for light shaping accessories, the SE fixtures are compatible to the full range of tools like barndoors, honeycomb grids, diffusers, filterholders and softboxes.



DIMENSIONS

Model	K8000 SE	K8000S SE
Item No.	18020302 (EU) 18020303 (US)	18020202 (EU) 18020203 (US)
EAN Code	6949773304202 (EU) 6949773304219 (US)	6949773304264 (EU) 6949773304271 (US)
Net Weight	3.7 kg (8.1 lbs)	3.7 kg (8.1 lbs)
Packed Weight	5 kg (11 lbs)	5 kg (11 lbs)
Packed Size	650x130x415 mm	650x130x415 mm

Note Protection Mark according to DIN 34

SPECIFICATION

Model	K8000 <small>SE</small>	K8000S <small>SE</small>
LED SOURCE		
Beam Angle	50°	
White Light	Daylight 5,600 K	Bi-Color 3,200 K - 5,600 K Continuously Variable Correlated Color Temperature
Color Temperature Tolerance	± 200 K (nominal)	
Color Rendition	TLCI 95-99 (97±2), CRI 93-97 (95±2)	
Dimming	0 -100% Continuous	
Control	On-Board Controller	
Estimated LED Lifetime	50,000 hours (15 Years of average use)	

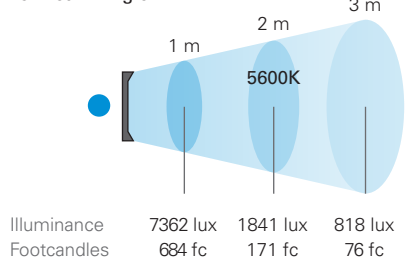
POWER SUPPLY		
Power Voltage Range	10 - 18 V DC	
Input Current Range	Max. 5.24A @ 10V / 2.91A @ 18V	
Power Consumption	49.3 W Nominal, 52.4 W Maximum	
Power Connection	Neutrik speak ON NL2MP (Plug; Neutrik speak ON NL2FX)	
Battery Option	V-mount Battery Plate ×1 - Built in / 3-stud Mount Plate - Optional	

GENERAL		
Thermal Design	Silent Passive Cooling	
Mounting	16 mm / 28 mm Combo Pin (Baby 5/8 inch / Junior 1-1/8 inch Combo Pin)	
Housing Color	Black	
Ambient Temperature Operation	-20 to +45° C (-4 to +113° F)	
Protection Class	IP 20	
Certifications	CE (EMC, LVD, RoHS, REACH), ISO9001:2000	

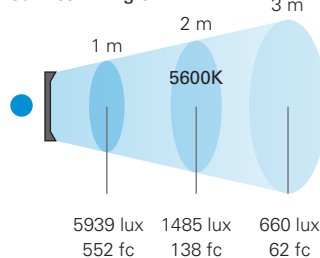
All specifications are nominal / typical values.

PHOTOMETRIC DATA (preliminary results)

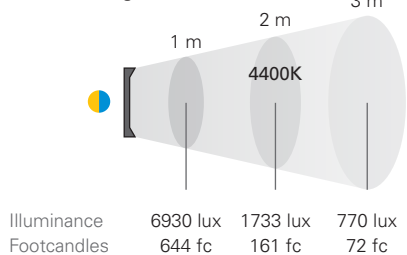
K8000 SE with KS-2 Intensifier
45° Beam Angle



K8000 SE
50° Beam Angle



K8000S SE with KS-2 Intensifier
45° Beam Angle



K8000S SE
50° Beam Angle

