


Optional Accessories

SHAPING




POWER

CASE



CONTROL



Quick Start Guide



K12000 SE
LED Panel Light

- 1 Getting Started
- 2 Functions

What's in the box?



K12000 SE LED Panel Light



Milk Diffusion Filter
for 2x1 Panel



V-mount AC Adapter
with Cable



F&V Europe B.V.
Steenovenweg 5, 5708HN Helmond, The Netherlands
TM & © F&V All rights reserved.

For more information visit: fvlight.com

1 Getting Started

1 Mounting

16 mm / 28 mm Combo Pin (Baby 5/8 inch / Junior 1-1/8 inch Combo Pin)



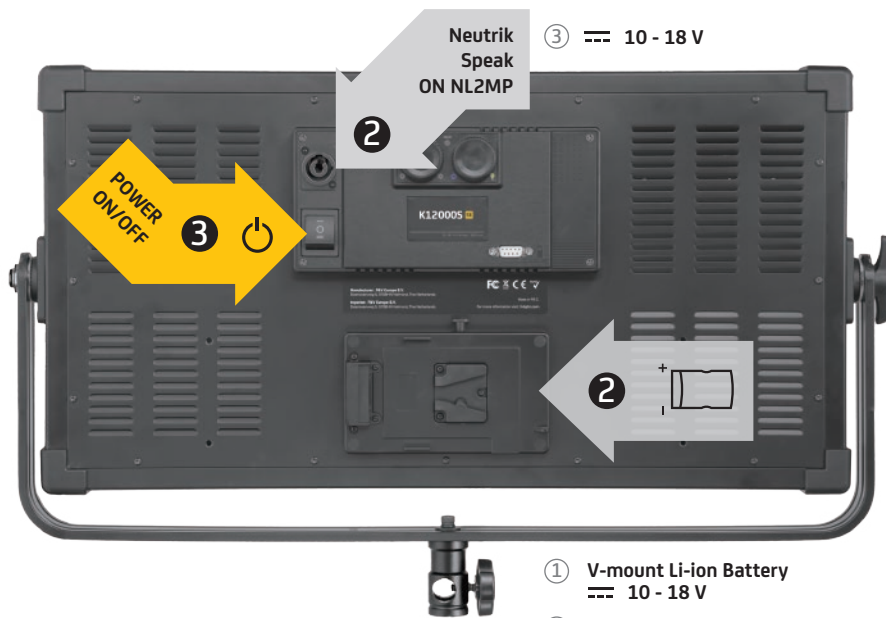
2 Power

Three power options

- 1 V-mount Li-ion Battery
- 2 V-mount AC Adapter
- 3 DC via Neutrik speak ON NL2MP

3 Let's do this!

Turn the light ON



- 1 V-mount Li-ion Battery
10 - 18 V
- 2 V-mount AC Adapter
100 - 240 V

2 Functions



1 Adjust the Intensity

Use <Intensity> knob to adjust the intensity

2 Adjust the Color Temperature

Use <Color Temperature> knob to adjust the color temperature

i Tips

How to mount the panel for use with softbox

